

Message To Parents:

The purpose of this booklet is to help your child realize his or her responsibility on the school bus. It includes the basic safety rules children should observe as they ride on the bus to and from school.

As a parent of school bus riding children, you also have a responsibility toward their safety. We ask that you become familiar with the bus safety rules and instill upon your children the importance of obeying them at all times. You can also see that your children arrive at the bus stop on time, and take the safest route to and from it.

Riding the school bus is an important part of your child's education in safety. We want to help all children develop proper safety habits at an early age that they continue to use throughout their school years. With your full cooperation and support, this is possible.

Thank you.



Published by:
Missouri State Highway Patrol
1510 E. Elm Street
Jefferson City, MO 65101
(573) 751-3313

Emergency Highway Assistance:
1 (800) 525-5555 or
cellular *55

www.statepatrol.dps.mo.gov • mshppied@mshp.dps.mo.gov

 www.facebook.com/motrooper

 [@MSHPTrooperGHQ](https://twitter.com/MSHPTrooperGHQ)

 [mshptrooper](https://www.instagram.com/mshptrooper)

 [YouTube](https://www.youtube.com/mshptrooper)



How Do You Ride The School Bus?

Get ready early, so you won't have to hurry. Wear clothes that will keep you visible and ...

Warm, when it's cold.



Dry, when it is raining.



When you walk to and from the bus, remember to follow the safety rules.

Help these children find the bus stop. When you come to a safety rule, read it, and then continue.

Start Here



Use the sidewalk if there is one.

Look both ways before you cross the street.


Cross only at crosswalks.

Obey all traffic signals.



Always cross in front of the bus. (Wait for the driver's signal. A crossing guard may help.)

School bus safety is very important!


END




If something goes wrong ...
STAY CALM!



We get to the school bus
on time.




We get on the bus single file, without pushing.



If we must cross the street after getting off the bus, we do so at least 10 feet (10 steps) in front of the bus.

10 feet away from the bus.

Good Behavior on the bus helps prevent a traffic crash.



Sit quietly in our seats. Keep the aisle clear. Never shout, throw things, or stick anything out of the window.